

# ACCESSORIES: ANVIL WHEELS (Ø 25)

(Scale 1:1)  
(Maßstab 1:1)



	» PROFILE (1:1)*	» WIDTH (MM)	» # ON WHEEL	» ORDER #
--	------------------	--------------	--------------	-----------

## » KNURL RGV 1 / RÄNDELUNG 1

		4	12001	<b>558 4120 01</b>
		6	13001	<b>558 4130 01</b>
		8	14001	<b>558 4140 01</b>
		10	15001	<b>558 4150 01</b>
		13	16501	<b>558 4165 01</b>

## » TEETH 60° / ZAHNUNG 60°

		2	11002	<b>558 4110 02</b>
		3	11502	<b>558 4115 02</b>
		4	12002	<b>558 4120 02</b>
		5	12502	<b>558 4125 02</b>
		6	13002	<b>558 4130 02</b>
		7	13502	<b>558 4135 02</b>
8	14002	<b>558 4140 02</b>		

## » KNURL RGV 1.5 / RÄNDELUNG 1,5

		6	13003	<b>558 4130 03</b>
		10	15003	<b>558 4150 03</b>

## » LONG HOLE / LANGLOCH

		8	14403	<b>558 4144 03</b>
--	--	---	-------	--------------------

	» PROFILE (1:1)*	» WIDTH (MM)	» # ON WHEEL	» ORDER #
--	------------------	--------------	--------------	-----------

## » DIAMOND / DIAMANT

		8	12904	<b>558 4129 04</b>
		10	13904	<b>558 4139 04</b>

## » POINT 1- & 2-ROWED / 1- & 2-ZEILIGE PUNKTNAHT

		5	11005	<b>558 4110 05</b>
		5	11007	<b>558 4110 07</b>

## » OMEGA / OMEGA

		8	13406	<b>558 4134 06</b>
--	--	---	-------	--------------------

## » FOR COMPANY LOGO / FÜR IHR UNTERNEHMENSLOGO

		6	13008	<b>558 4130 08</b>
		8	14009	<b>558 4140 09</b>
		10	15010	<b>558 4150 10</b>



# ACCESSORIES: ANVIL WHEELS (Ø 25)




(Scale 1:1)  
(Maßstab 1:1)

» PROFILE (1:1)*	» WIDTH (MM)	» # ON WHEEL	» ORDER #
------------------	--------------	--------------	-----------

» SEAM IMITATION / NAHT-IMITATION

		4	12011	558 4120 11
---	---	---	-------	-------------

» DIAMOND (RAISED) / DIAMANT (ERHABEN)

		8	16212	558 4162 12
--	---	---	-------	-------------

» T-STITCH WELDING (RAISED) / T-STICH-SCHWEISSNAHT (ERHABEN)



		5.5	13013	558 4130 13
---	---	-----	-------	-------------

» 2-STRIPS (3-3-3) / 2 STREIFEN (3-3-3)


		9	13015	558 4130 15
---	---	---	-------	-------------

» PROFILE (1:1)*	» WIDTH (MM)	» # ON WHEEL	» ORDER #
------------------	--------------	--------------	-----------



» SEAM-IMITATION & CONTINUOUS SEAM / NAHT-IMITATION & DURCHGEHENDE NAHT

		6	14019	558 4140 19
---	---	---	-------	-------------

» TEETH & CONTINUOUS SEAM / ZAHNUNG & DURCHGEHENDE NAHT

		7	14020	558 4140 20
--	---	---	-------	-------------

» CONTINUOUS SEAM / DURCHGEHENDE NAHT

		3	11517	558 4115 17
		6	13017	558 4130 17